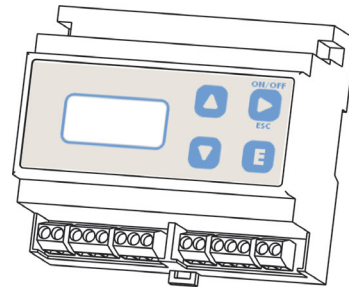


Microprocessor based Conductivity controller for DIN rail mounting with two programmable outputs.

FEATURES

- Backlight LCD display
- Two on/off outputs
- Programmable delay at startup for probe polarization
- Programmable 0-20mA output
- Stand-by for no flow interlock
- Easy user interface with navi-keys system
- Password protected settings
- Full scale accuracy: 1%



CONFIGURATION CODE

Model CD DIN 0 0 00 1 3 5 **F** 0

SCALE	
G	0-1,999 μ S
F	0-19,99 μ S
V	0-199,9 μ S
Q	0-1999 μ S
W	0-19,99 mS
4	0-199,9 mS

ELECTRICAL

SIGNAL INPUT

With block connection

POWER SUPPLY

24, 115, 230 VAC; 50/60 Hz

POWER CONSUMPTION

Average 4 W

ON/OFF OUTPUT

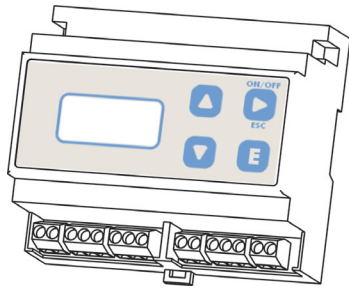
Free voltage contact

CURRENT OUTPUT

Programmable 0/4-20mA (max 350 Ohm) galvanic isolated

INPUT

1 Flow sensor



RAIL MOUNTING 6 MODULES

ENCLOSURE

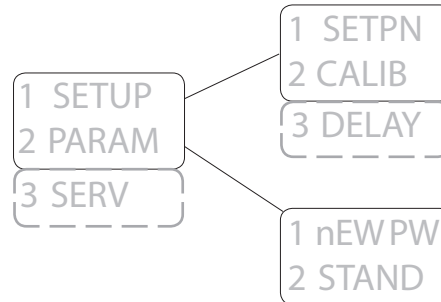
IP40 enclosure

ENVIRONMENT

0°C - 40°C (32°F - 104°F)

0-95% (non condensing) relative humidity

"EASY-NAV" MENU



CONDUCTIVITY PROBES

Basing on instrument working range, choose the conductivity probe. Refer to probe datasheet for more information.

PROBE	INSTRUMENT RANGE	RESOLUTION
K=0,01	0-19,99 μ S	0,01 μ S
K=0,01	0-1,999 μ S	0,001 μ S
K=0,1	0-199,9 μ S	0,1 μ S
K=0,1	0-19,99 μ S	0,01 μ S
K=1	0-1,999 mS	1 μ S
K=1	0-19,99 mS	10 μ S
K=10	0-199,9 mS	100 μ S